



The new name
for GoRead



CLICK ME TO TAKE
A VIDEO TOUR

1

BoomReader.co.uk

WELCOME TO BOOMREADER!

Dear Parent/Carer, your child's school has chosen BoomReader for their digital reading records. You'll be able to log your child's reading from any internet enabled device. Here's what you need to do.

CREATE YOUR ACCOUNT

Visit boomreader.co.uk (REMEMBER TO BOOKMARK THE PAGE) and tap 'Join'. Create a parent account by following the instructions. Don't forget to check your junk/spam folders for the invite email.

CREATE YOUR ACCOUNT

First name

Last name

Email

I'm not a robot

reCAPTCHA
Privacy - Terms

CREATE ACCOUNT

[I've got an account.](#)

Thanks for signing up to
GoApps!

To get started we need to confirm your email address. We have sent an email to the address you have provided.

Simply click the link that is in the email to validate your account.



The new name
for GoRead



CLICK ME TO TAKE
A VIDEO TOUR

2

BoomReader.co.uk

CONNECT TO YOUR CHILD

When prompted, use the details from your school to connect to your child's account:
(You will receive a letter with this information on)

School code: XXXXX

PIN code: XXXXX

9

Welcome
Connect to your child:

School Code e.g. 12345

Child Login Code e.g. 54321

CONNECT

Home Profile Add Child Store

9

Neville
Longbottom

ADD ANOTHER CHILD

Home Profile Add Child Store



The new name
for GoRead



CLICK ME TO TAKE
A VIDEO TOUR

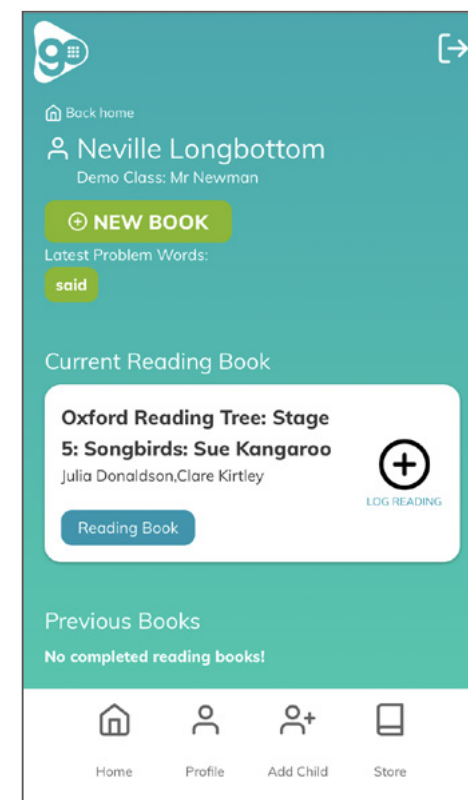
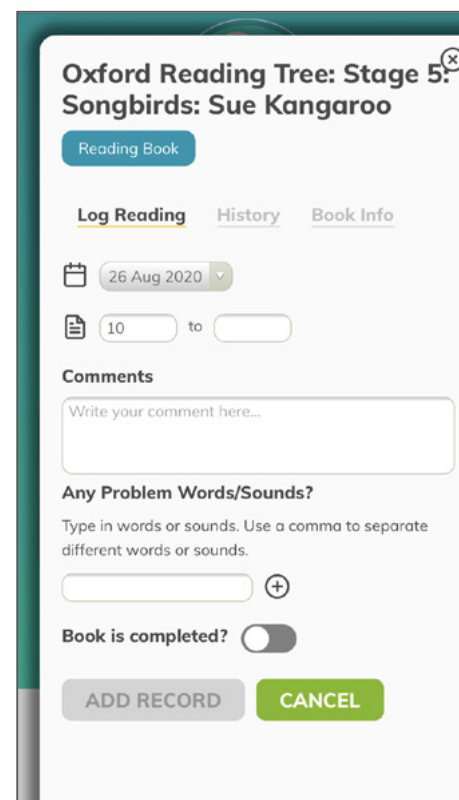
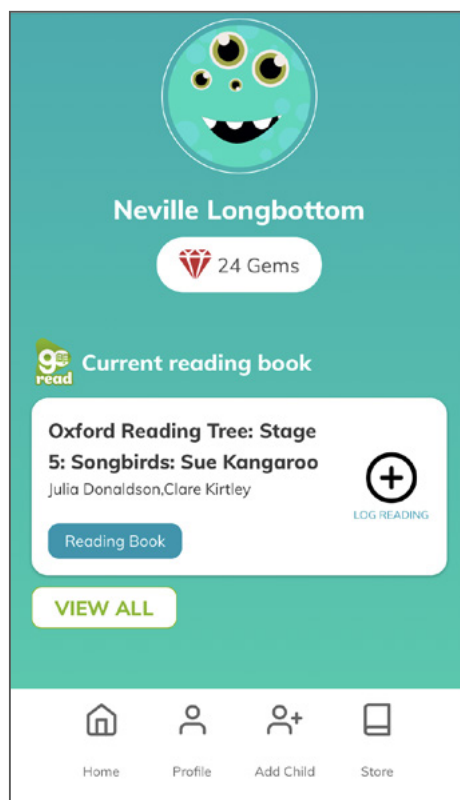
3

BoomReader.co.uk

LOG READING & ADD BOOKS

Tap your child's name to see their current book and tap 'log reading' to log pages read/add any comments & tricky words.

To add any books from home, tap 'view all' and then 'add book' and follow the instructions.



TAKE A VIDEO TOUR

You can also watch a short video of this guide:
<https://vimeo.com/452529818/70940a46b9>



Like and follow us at:
[Facebook.com/UKGOApps](https://www.facebook.com/UKGOApps)

THANK YOU FOR USING BOOMREADER!